



Single-Cell Single-Tube Single-Software

Made possible by Asteria™ scRNA-seq kit and Cytonaut™ software

Building from the feedback of researchers, SciPIO bioscience developed a sample prep technology that is particularly suited for fresh samples.

COMPROMISING ON SAMPLES' TRANSCRIPTOMIC RESULTS IS HISTORY

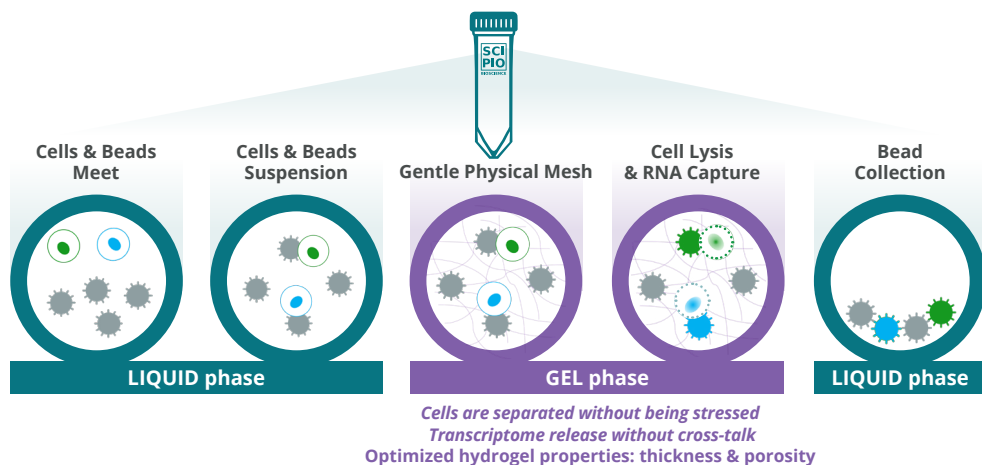
Fresh cell transcriptome – the ultimate gold!

Asteria™: Advanced Single-Cell Analysis in a Straightforward Benchtop Kit

5 reasons why Asteria™ is the best for fresh samples

- **Immediate processing of fresh samples** as a benchtop kit and easily stored on a lab shelf or in the fridge.
- **Preserving the fresh sample** as the cells do not need freezing or fixation that could impact the cell viability or its transcriptome.
- **Minimal impact on the transcriptome** with a reversible hydrogel to keep the cells physically separated, removing sources of mechanical and shearing stress originating from using plates or microfluidic-based methods.

SINGLE TUBE REVGEL™ TECHNOLOGY



- **Timing flexibility**, enabling a researcher to pause the process 2 hours after starting, for up to a month if needed, without altering the transcriptome. Hence, the solution adapts to any lab schedule or late sample arrival during the day.
- **On-site processing** for the entire workflow removing all the logistics for sample preparation. Highly infectious samples that can thus be processed in the appropriate premises, as well as clinical research projects taking place at multiple locations and at various times of the day.

REVISIT YOUR SINGLE-CELL OPTIONS - THINK FRESH!

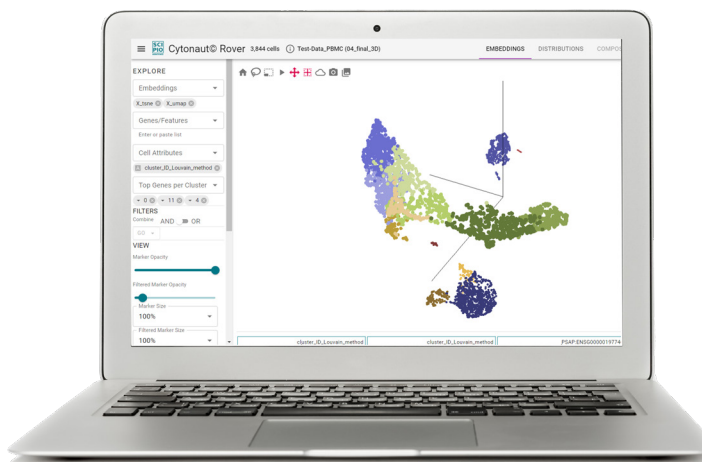
The Asteria™ scRNA-seq kit and Cytonaut™ cloud software could be the answer for you!

Cytonaut™ Cloud Software Single-Cell Data Insights at your Fingertips

Cytonaut™: guided & intuitive for biologists,
powerful for bioinformaticians

Use Cytonaut™ Cloud Software to perform your end-to-end single-cell data analysis, from **pre-processing** and **post-processing** to **interactive data visualization** and generating figures for publication. Explore your first datasets only hours after receiving your raw sequencing data!

Cytonaut guides you throughout the entire workflow, from processing raw sequencing data and controlling sequence quality, to providing count matrices and both sample and preparation quality indicators.



Confidently identify cell types clusters in your sample, and use our interactive data visualization tools to explore your data in depth. Refine your dataset iteratively and extract the most meaningful biological data!

The computational power is fully shouldered by our cloud-based infrastructure - bypass the need to install software and burden your computational resources by accessing your analysis through a single webpage.

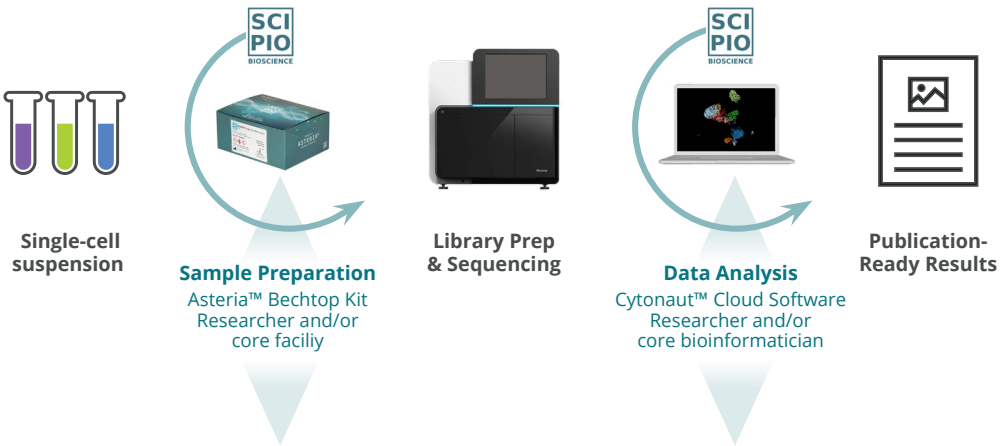
EXPLORE YOUR SINGLE-CELL DATA WITHIN HOURS!

The Asteria™ scRNA-seq kit and Cytonaut™ cloud software could be the answer for you!

More than a Benchtop Protocol & User-Friendly Cloud Software

Obtain the best data possible with our dedicated customer support team guiding you through the entire process.

A GENTLER & EFFICIENT ALTERNATIVE TO MICROFLUIDICS THAT ENABLES NOVEL CELL TYPES ANALYSIS



Find out more with case studies, user guides, application notes, and webinars available at scipio.bio !

You can also test out Cytonat™ for free and access all the features at cytonaut-scipio.bio

SCIPPIO BIOSCIENCE

Pépinière Paris Santé Cochin
29 rue du Faubourg Saint Jacques
75014
Paris, France



This product is for research use only. Not for use in diagnostic procedures.

© Copyright 2022, Scipio bioscience. All rights reserved.
Asteria, Cytonaut, and RevGel-seq are trademarks of Scipio bioscience.
All other trademarks are the property of their respective owners.

