

Liquid Biopsy (Longitudinal Cell-free Plasma)




Overview

Indivumed allows molecular insight by providing quick access to longitudinal plasma from cancer patients that have undergone treatment. In collaboration with a continuously expanding oncology network, Indivumed has established a unique high-quality cell-free plasma biobank that is exclusively focused on collecting longitudinal whole blood samples from cancer patients. Circulating tumor DNA (ctDNA) can then be isolated from longitudinal cell-free plasma to allow for monitoring of disease progression by providing diagnostic and prognostic information potentially in real-time.

The “Indivumed Standard for Biobanking” is firmly established and acknowledged as synonymous with unparalleled quality. We are globally recognized and trusted as setting the highest level for biospecimen and clinical data collection.

Your Benefits

- Longitudinal plasma set including 6 blood draws
- Comprehensive matching clinical data including therapy and clinical outcome (~32–45 data points)
- Numerous cancer entities and therapies including immune checkpoint inhibitors and immune modulators
- Large selection of patients (20,000 and counting)
- Collection in Streck Cell-free DNA BCT® stabilizes cells, which lowers cfDNA background
- State-of-the-art plasma isolation according to ISO-certified protocol
- Complete patient consent for targeted genome analysis



Preparation of Cell-Free Plasma from Whole Blood

Whole blood samples are collected in Streck Cell-free DNA BCT® and processed within 24–72 hours. Streck tubes stabilize cells to prevent further release of cell-free DNA (cfDNA) thereby lowering cfDNA background levels to achieve a stronger signal of ctDNA. Plasma is isolated from blood samples via two sequential centrifugation steps to ensure cell-free plasma. All steps are performed at room temperature including storage, sample transport from the oncology clinic to Individumed lab, and plasma aliquot preparation.

Applications of Longitudinal Plasma Derived ctDNA in Oncology

- Longitudinal surveillance of clonal evolution
- Screening and early detection
- Patient stratification
- Monitor treatment response
- Assess residual disease
- Identify resistance mutations
- Therapeutic decision-making
- Analyze spatial/temporal tumor heterogeneity
- Detect molecular remission

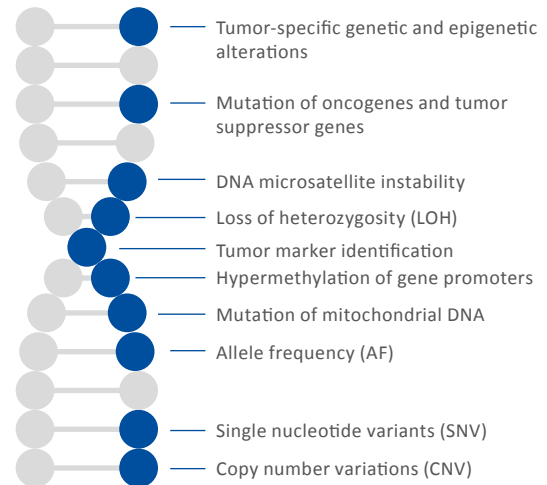
Types of Therapies

- EGFR inhibitors
- Hormone therapy
- Immune checkpoint inhibitors
- Immune modulators
- Monoclonal antibodies
- Proteasome inhibitors
- Protein kinase inhibitors
- VEGF inhibitors
- Chemotherapy

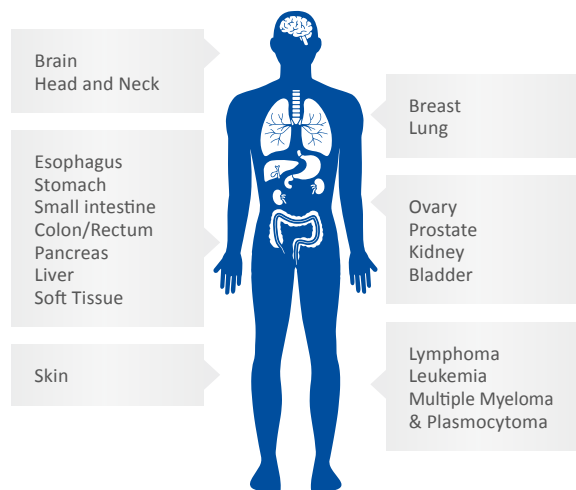
Clinical Dataset

- General patient data
- Current disease
- Cancer classification
- Therapy
- Information on therapy response and clinical outcome (RECIST 1.1)

Attributes of ctDNA That Can Be Quantitatively Analyzed Using NGS



Cancer Entities

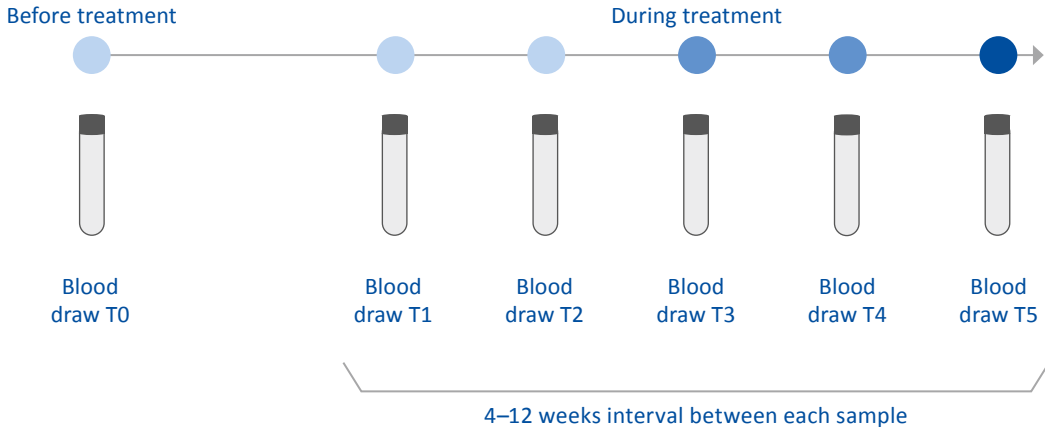


Continuously expanding, ask us for your cancer type of interest

Fully-Controlled and Standardized Longitudinal Collection of Plasma Samples and Corresponding Treatment Data for Circulating Nucleic Acid Analysis



Longitudinal Plasma Sample Collection



About Indivumed

Indivumed GmbH is a physician-led, integrated global oncology company for personalized medicine with the world's premier high-content tumor database and highest quality biobank. Indivumed's standard operating procedures are trusted as the global benchmark for biospecimen and clinical data collection.

Our long-standing biobanking expertise is ISO 9001-certified and includes strict protocols for tissue sampling and processing with regard to crucial parameters such as tumor region, ischemia time, and information management.

Contact

Europe Tel.: +49 (40) 41 33 83 18

USA Tel.: +1 (301) 228 9739

Email: CustServ@indivumed.com

www.indivumed.com